

Scaled data based on original data using
LM-79-2019 Approved Method: Electrical and Photometric Measurements of Solid-
State Lighting Products

Test Report Prepared for
Cooper Lighting Solutions

Brand: STREETWORKS

Report Number: P386883

Luminaire Tested: GAW-SA2C-760-U-5NQ

Issue Date: 3/3/2020

Test Information

Test Method: LM-79-2019
Report Number: P386883
TEST IS SCALED FROM IESNA LM-79-08 TEST DATA (G2-1903-205-5)
Test Lab: INNOVATION CENTER
Issue Date: 3/3/2020
Manufacturer: COOPER LIGHTING SOLUTIONS
Product Line: STREETWORKS
Catalog Number: GAW-SA2C-760-U-5NQ
Description: GALLEON WALL LUMINAIRE
(2) 70 CRI, 5700K, 1050mA LIGHTSQUARES WITH 16 LEDS EACH AND TYPE V
NARROW OPTICS
Light Source: -
Ballast/Driver: ELECTRONIC DRIVER

Summary

Lumens per Lamp: N/A
Luminaire Lumens: 15226 lumens
Efficiency: N/A
Efficacy: 134.7 lumens/watt
Luminous Opening: Rectangular (W 1' x L: 0.5' x H: 0')
IES Classification: Type V - Short
BUG Rating: B3 - U0 - G2

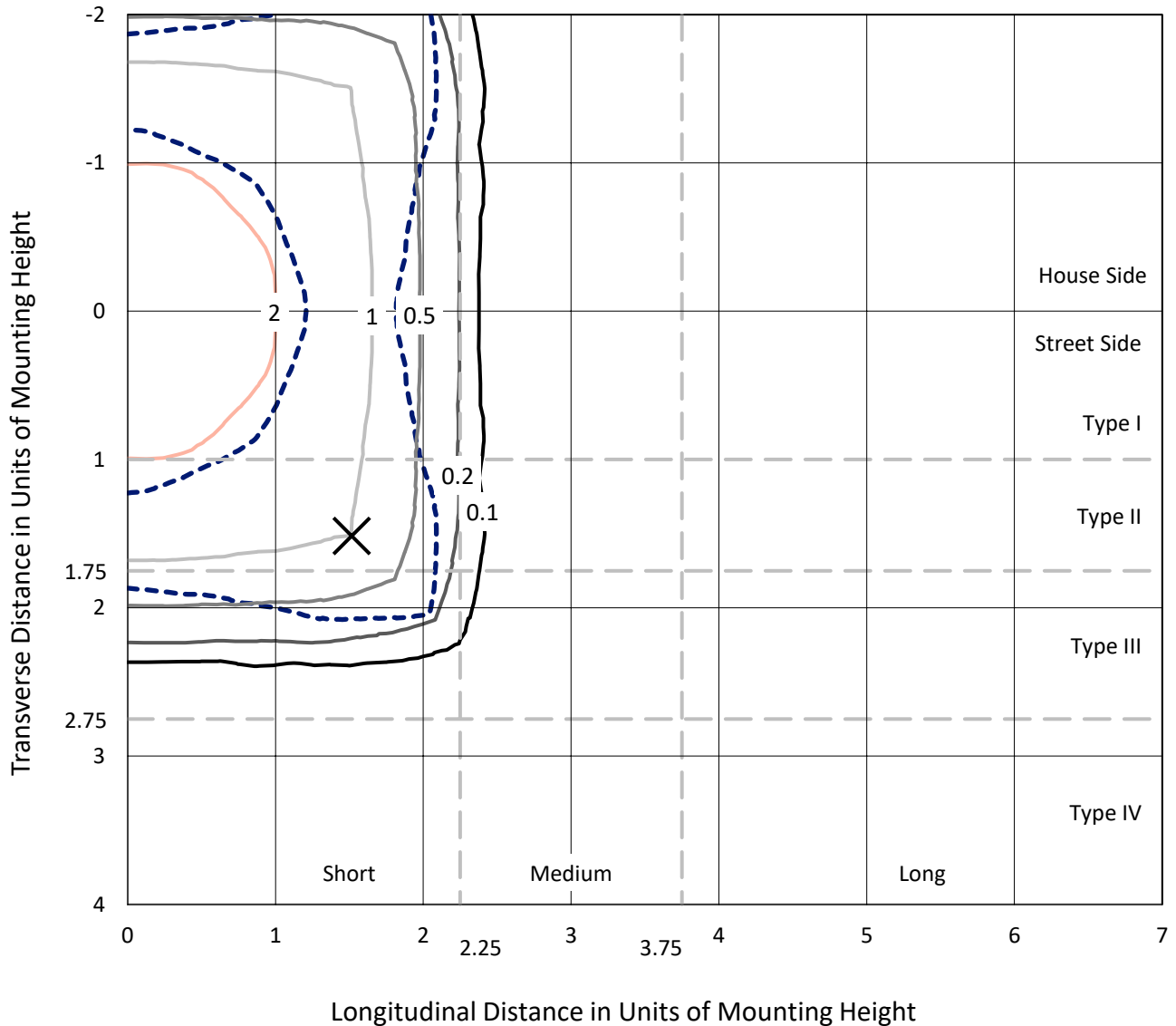
Input Watts (W): 113
Input Voltage (V): NR
Input Current (Ain): NR
Voltage Rise (V): NR
Power Factor: NR
Total Harmonic Distortion (THDi): NR
Frequency (hertz): 60
Stabilization Time: NR
Operation Time: NR
Ambient Temperature (°C): NR
Test Distance: 28.75 FT



REPORT NUMBER: P386883
 CATALOG NUMBER: GAW-SA2C-760-U-5NQ

Iso-Footcandle Lines of Horizontal Illumination

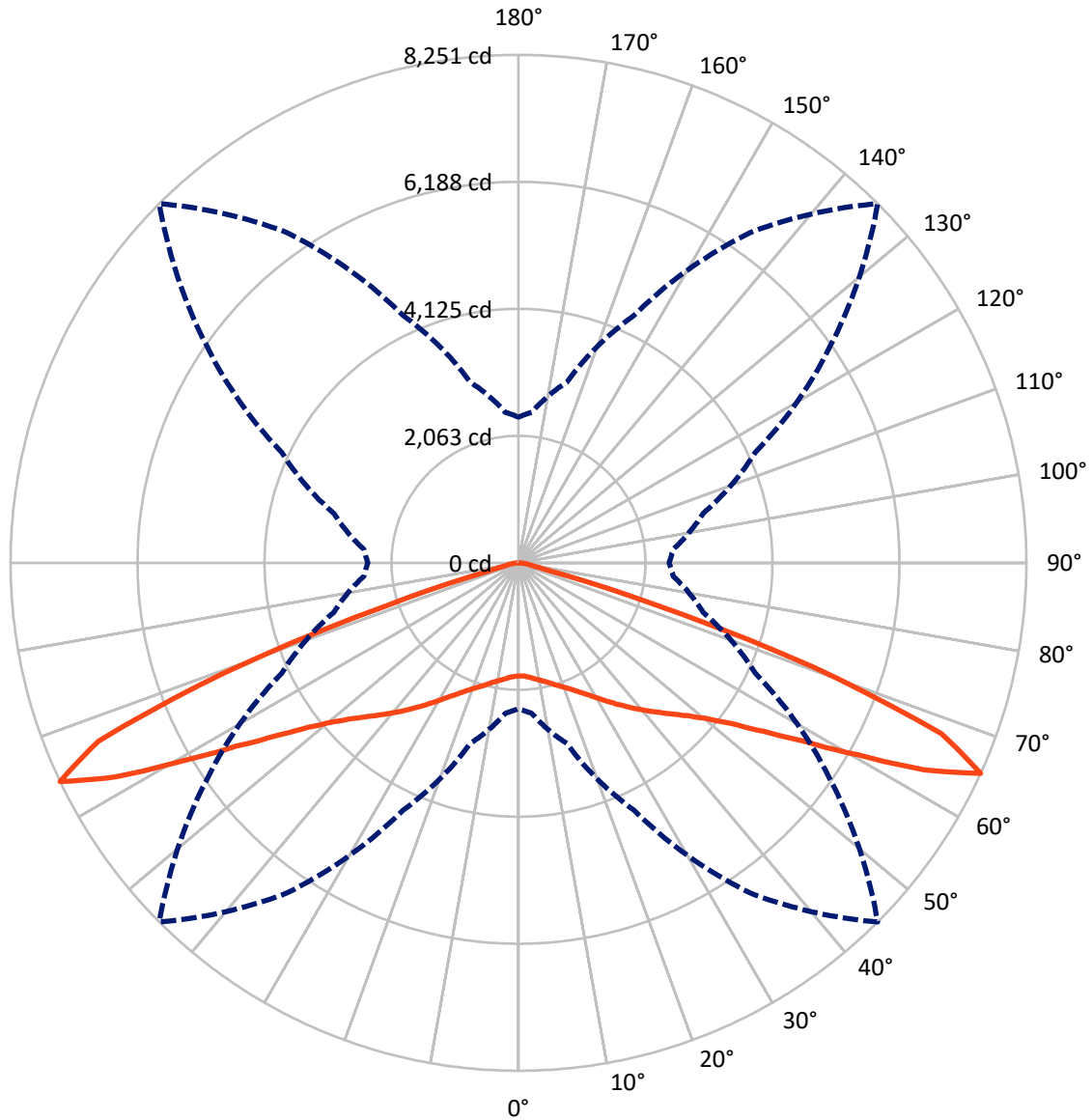
× Max cd
 - - - 1/2 Max cd



Based on 25 foot mounting height. Maximum calculated value = 3 fc
 Type V - Short - N/A

REPORT NUMBER: P386883
CATALOG NUMBER: GAW-SA2C-760-U-5NQ

Luminous Intensity Polar Plot



— Vertical Plane Through 45-Deg Lateral - - - Horizontal Cone Through 65-Deg Vertical

REPORT NUMBER: P386883
 CATALOG NUMBER: GAW-SA2C-760-U-5NQ

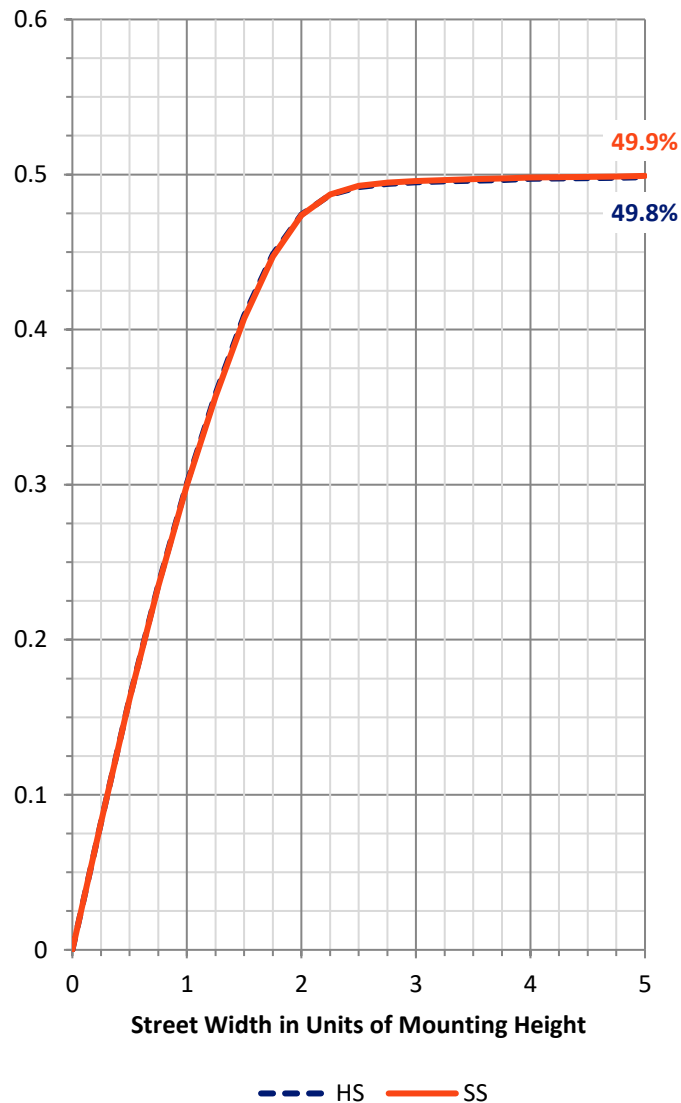
FLUX DISTRIBUTION:

		Downward	Upward	Total
House Side	Lumens	7613.0	0.0	7613.0
	% Fixture	50.0	0.0	50.0
Street Side	Lumens	7613.0	0.0	7613.0
	% Fixture	50.0	0.0	50.0
Total	Lumens	15226.0	0.0	15226.0
	% Fixture	100.0	0.0	100.0

ZONAL LUMENS:

Zone	Lumens	% Fixture
0°-10°	180.4	1.2
10°-20°	579.9	3.8
20°-30°	1087.9	7.1
30°-40°	1799.2	11.8
40°-50°	2786.8	18.3
50°-60°	4274.1	28.1
60°-70°	3988.3	26.2
70°-80°	464.2	3.0
80°-90°	65.2	0.4
90°-100°	0.0	0.0
100°-110°	0.0	0.0
110°-120°	0.0	0.0
120°-130°	0.0	0.0
130°-140°	0.0	0.0
140°-150°	0.0	0.0
150°-160°	0.0	0.0
160°-170°	0.0	0.0
170°-180°	0.0	0.0
0°-90°	15226.0	100.0
0°-180°	15226.0	100.0

Coefficient of Utilization



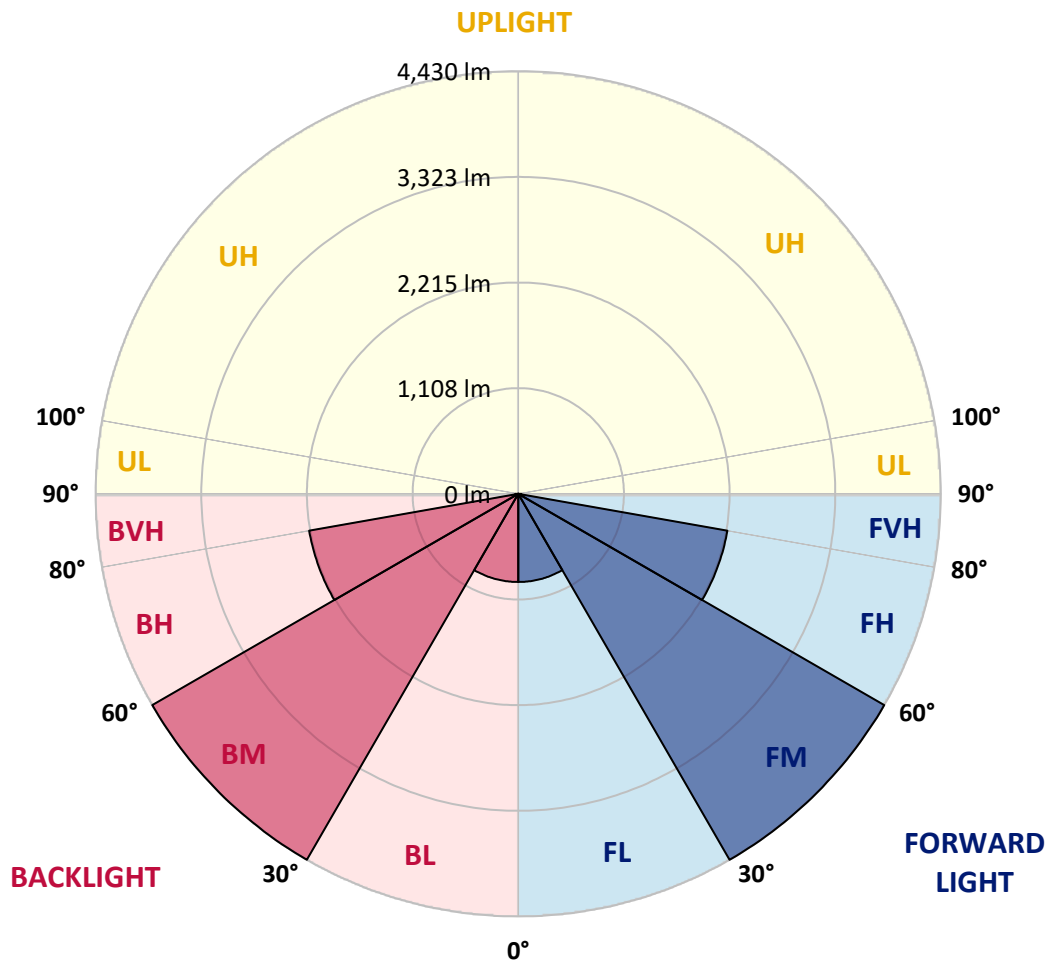
REPORT NUMBER: P386883
 CATALOG NUMBER: GAW-SA2C-760-U-5NQ

LUMINAIRE CLASSIFICATION SYSTEM LUMEN TABLE AND BUG RATING:

Zone	Lumens	% Fixture	Zone Rating/Lumen Limit		
			B	U	G
FL (0°-30°)	924.1	6.1			
FM (30°-60°)	4430.1	29.1			
FH (60°-80°)	2226.2	14.6			G2/5000
FVH (80°-90°)	32.6	0.2			G1/100
BL (0°-30°)	924.1	6.1	B2/1000		
BM (30°-60°)	4430.1	29.1	B3/5000		
BH (60°-80°)	2226.2	14.6	B3/2500		G2/5000
BVH (80°-90°)	32.6	0.2			G1/100
UL (90°-100°)	0.0	0.0		U0/0	
UH (100°-180°)	0.0	0.0		U0/0	

BUG Rating: B3-U0-G2

Type V Short





REPORT NUMBER: P386883
 CATALOG NUMBER: GAW-SA2C-760-U-5NQ

CANDELA DISTRIBUTION (FULL):

	0°	5°	15°	25°	35°	45°	55°	65°	75°	85°	90°
0°	1838.7	1838.7	1838.7	1838.7	1838.7	1838.7	1838.7	1838.7	1838.7	1838.7	1838.7
2.5°	1844.8	1843.8	1844.8	1845.3	1842.3	1843.8	1843.3	1845.8	1846.8	1845.8	1845.8
5°	1866.0	1864.5	1866.5	1869.1	1865.0	1866.0	1864.5	1867.5	1868.6	1866.5	1868.0
7.5°	1895.3	1895.8	1897.9	1902.4	1899.9	1901.9	1898.9	1899.4	1898.9	1895.8	1896.4
10°	1927.2	1927.7	1931.2	1937.3	1938.3	1938.3	1936.3	1934.8	1932.7	1930.7	1931.2
12.5°	1965.6	1968.1	1970.6	1978.2	1978.2	1982.3	1981.3	1977.2	1973.7	1970.6	1970.6
15°	2017.7	2017.1	2020.2	2027.8	2031.3	2037.9	2037.9	2032.3	2027.8	2024.7	2023.7
17.5°	2072.2	2073.8	2075.8	2084.9	2090.4	2098.0	2099.0	2094.5	2091.4	2087.4	2084.9
20°	2135.9	2138.4	2146.5	2150.1	2155.1	2162.2	2164.7	2163.7	2160.7	2158.7	2159.2
22.5°	2210.2	2216.8	2221.8	2226.9	2233.0	2238.0	2240.5	2244.1	2241.0	2239.5	2238.5
25°	2300.2	2304.7	2314.8	2323.9	2328.0	2329.5	2332.5	2337.6	2337.1	2333.5	2333.5
27.5°	2402.3	2410.9	2423.5	2436.6	2436.6	2431.6	2441.7	2450.3	2447.3	2442.7	2436.6
30°	2526.1	2534.2	2548.9	2567.0	2558.0	2554.4	2568.1	2583.7	2579.2	2571.6	2570.6
32.5°	2659.5	2667.1	2686.3	2706.0	2694.4	2689.4	2704.0	2726.8	2718.7	2703.5	2694.4
35°	2804.1	2811.7	2839.0	2862.7	2843.0	2834.4	2846.5	2871.3	2857.2	2828.9	2821.8
37.5°	2961.3	2965.3	3000.7	3025.0	3011.3	2988.6	3003.7	3021.9	3009.8	2975.4	2961.8
40°	3124.5	3139.2	3180.1	3208.4	3184.7	3148.8	3174.1	3199.3	3181.1	3137.2	3113.9
42.5°	3315.1	3326.2	3380.8	3406.1	3367.6	3317.1	3351.5	3385.8	3367.6	3325.2	3305.0
45°	3513.2	3530.4	3595.6	3620.9	3565.3	3501.1	3543.0	3603.2	3601.7	3540.5	3519.3
47.5°	3729.0	3746.2	3824.0	3857.4	3797.3	3711.3	3770.5	3855.4	3849.3	3782.1	3764.9
50°	3978.2	3996.4	4093.4	4135.4	4079.3	3979.2	4068.2	4143.0	4131.8	4049.0	4050.5
52.5°	4291.0	4290.0	4410.8	4483.6	4426.0	4337.5	4419.4	4492.2	4446.2	4331.5	4327.9
55°	4565.0	4581.7	4731.3	4869.3	4865.7	4831.9	4864.7	4867.7	4736.3	4583.7	4565.0
57.5°	4744.9	4776.8	4987.5	5237.2	5424.2	5469.2	5405.5	5212.4	4904.6	4660.5	4630.7
60°	4634.2	4682.8	5013.8	5522.8	6073.7	6338.0	5978.7	5379.7	4773.7	4433.6	4393.1
62.5°	3887.2	3969.1	4453.8	5384.8	6632.7	7405.5	6394.1	5111.4	4253.1	3784.6	3715.4
65°	2367.4	2453.8	3038.1	4432.1	6542.2	8250.5	6204.6	4242.5	3104.3	2521.6	2446.8
67.5°	789.0	814.2	1158.4	2449.8	5141.7	7413.1	5150.3	2539.8	1351.0	895.6	869.3
70°	308.8	311.3	367.4	710.1	2428.1	5091.6	2679.3	722.8	384.1	303.8	310.3
72.5°	226.9	227.9	243.6	296.7	632.8	2243.1	655.5	298.2	237.0	212.8	212.8
75°	182.5	182.5	193.6	216.3	283.5	514.5	287.6	213.8	185.5	169.8	167.8
77.5°	144.0	147.1	155.7	170.3	192.1	247.7	199.1	169.3	149.6	134.9	131.9
80°	107.1	110.2	124.3	131.4	138.0	171.8	147.1	132.4	118.3	101.1	98.1
82.5°	70.3	73.3	91.0	95.0	93.5	112.2	99.1	97.5	86.9	65.2	62.2
85°	46.0	47.0	60.7	63.2	58.1	51.0	63.2	66.7	60.7	42.5	40.9
87.5°	21.7	21.7	30.8	28.8	26.3	21.2	28.8	33.9	34.4	20.7	20.2
90°	0.0	0.0	0.0	0.0	0.0	0.0	0.0	0.0	0.0	0.0	0.0

(END OF REPORT)